

MENTEE REGISTRATION

Guide

NATIONAL MISSION FOR MENTORING

aligned with Para 15.11 of NEP 2020



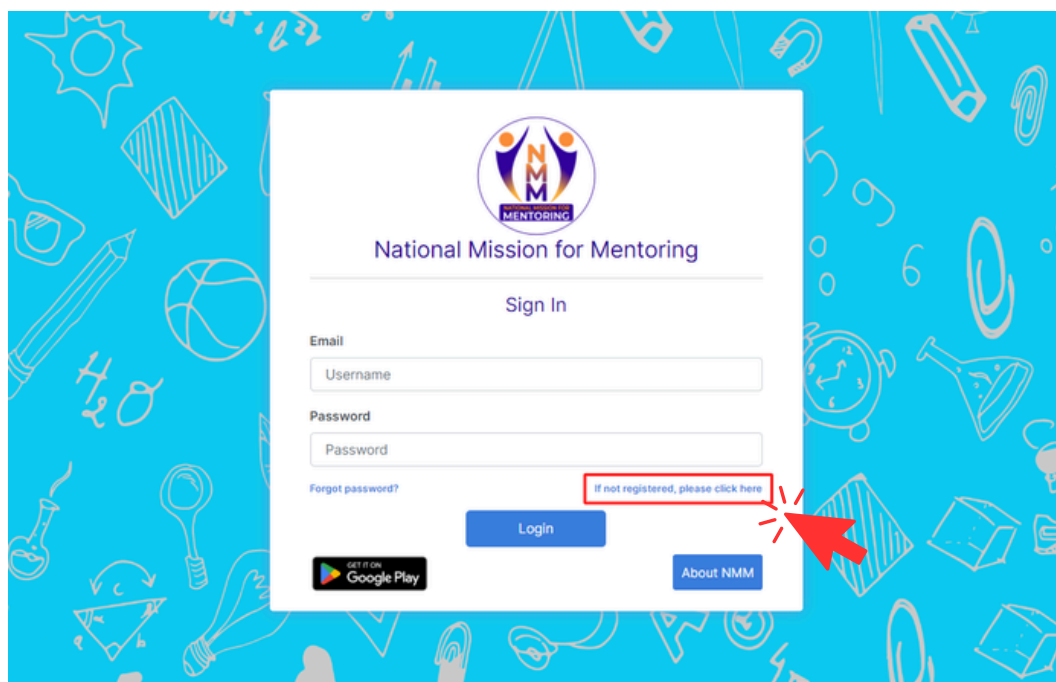
NATIONAL COUNCIL FOR TEACHER EDUCATION
G-7, SECTOR-10, DWARKA, NEW DELHI – 110075



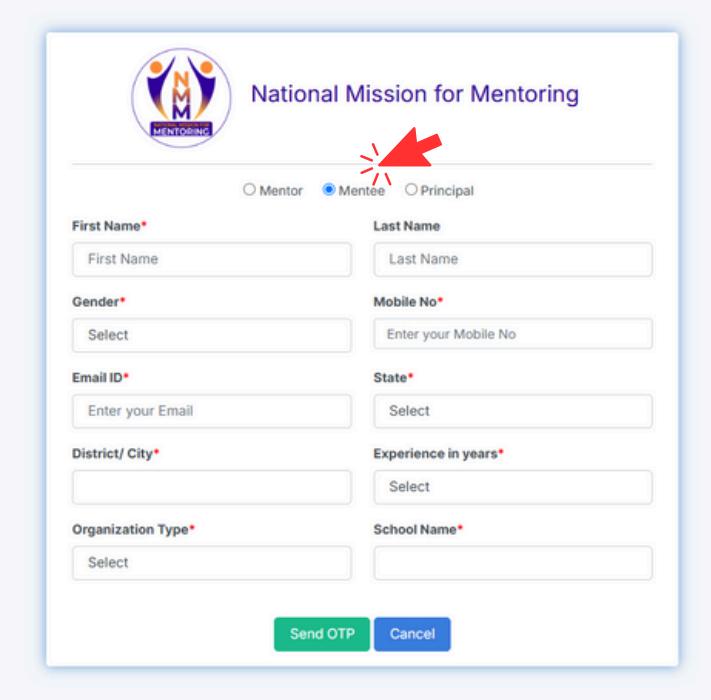
Step 1: Go to NMM Webpage URL: <https://ncte.gov.in/Website/nmm/nmmindex.aspx> On the top right, click on the “Login/Sign Up”



Step 2 : The login page will be displayed. Click “If not registered, please click here”.

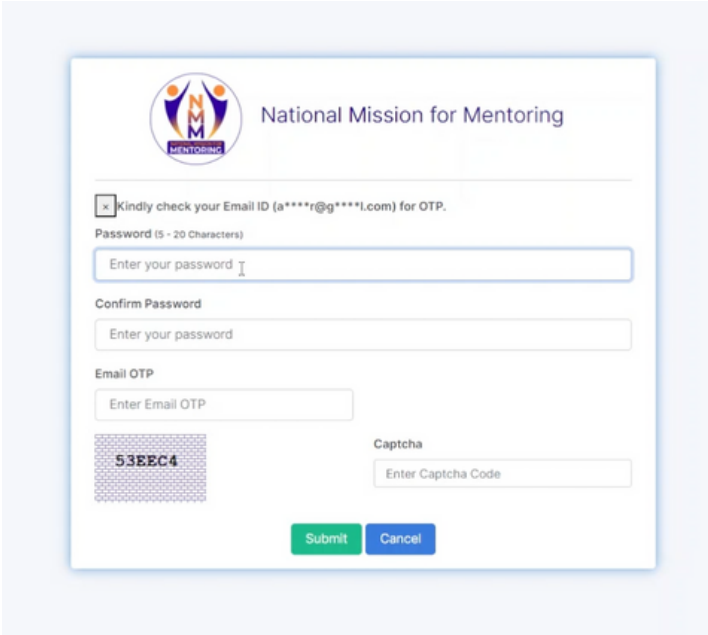


Step 3 : Fill out the registration form. after that Click on “**Send OTP**”.




The image shows a registration form for the National Mission for Mentoring. At the top left is the logo, and to its right is the title "National Mission for Mentoring". Below the title are three radio buttons: "Mentor", "Mentee" (which is selected and has a red arrow pointing to it), and "Principal". The form consists of several fields arranged in two columns: "First Name*", "Last Name", "Gender*", "Mobile No*", "Email ID*", "State*", "District/ City*", "Experience in years*", "Organization Type*", and "School Name*". Each field has a corresponding input box. At the bottom of the form are two buttons: "Send OTP" (green) and "Cancel" (blue).

Step 4 : The OTP has been sent to your registered email ID. Create and confirm your password, enter the **OTP** then Click **Submit**.



The image shows a verification and password creation form for the National Mission for Mentoring. At the top left is the logo, and to its right is the title "National Mission for Mentoring". Below the title is a checkbox with the text "Kindly check your Email ID (a****r@g****i.com) for OTP.". Below this is a section for password creation with the label "Password (5 - 20 Characters)" and two input fields: "Enter your password" and "Confirm Password". Below the password fields is a section for the email OTP with the label "Email OTP" and an input field "Enter Email OTP". Below the email OTP field is a captcha image showing the code "53EEC4". To the right of the captcha is a section for the captcha with the label "Captcha" and an input field "Enter Captcha Code". At the bottom of the form are two buttons: "Submit" (green) and "Cancel" (blue).

Step 5 : Your profile will be open, enter your details, then click update.

 NMM

Mentee

My Profile

Dashboard

Request Individual Session

Enroll Group Session

Session Requested

Upcoming Session(s)

Completed Session(s)

Mentee Profile

Basic Information

Language Proficiency

Mentoring Required For

Registration Number*

MTE001296

First Name*

Demo

Last Name

1

Gender*

Male

Email ID*

*****@gmail.com

Mobile Number*

State*

DELHI

District / City*

WEST DELHI

Pin Code*

110058

Organisation Type*

Central Board of Secondary Education (CBSE)

Name of the School/Institution*

MP International School, MP Campus, Kaasargod, Kerala

Your Experience in years*

5-10

Language*

English x Hindi x + Add


Stage*

Upper Primary x Select

Role*

Principal x + Add

Step 6 : After **updating** the profile, **logout** from the portal, then **login**, you can now request or enroll in mentoring sessions.

 NMM

Mentee

My Profile

Dashboard

Request Individual Session

Enroll Group Session

Session Requested

Upcoming Session(s)

Completed Session(s)

Mentee Dashboard

REQUESTED SESSION0

REQUESTED SESSION ATTENDED0

GROUP SESSION ATTENDED1

Calendar View

Requested Session

Individual Session Attended

Group Session Attended

July 2024

month week day

Mon	Tue	Wed	Thu	Fri	Sat	Sun
1	2	3	4	5	6	7
8	9	10	11	12	13	14
15	16	17	18	19	20	21
22	23	24	25	26	27	28
29	30	31	1	2	3	4